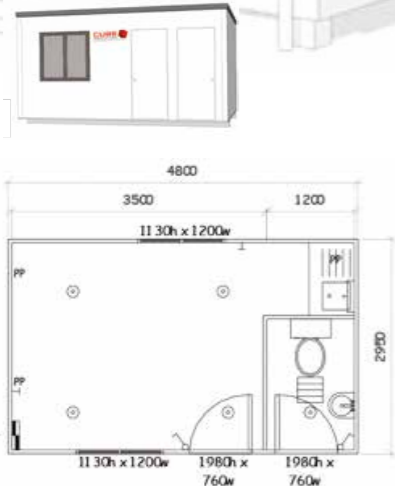


# CUBE LUNCH ROOM / TOILET COMBO

10

4.8 x 2.95m



### FEATURES

- Sink
- Boiler
- Toilet
- Hand basin
- Soap/Paper dispensers
- LED lighting
- Power points
- Data/Phone
- Vinyl floor coverings

### Optional self contained systems

- Fresh water tank
- Waste tank
- Battery powered operation
- Trailerised



11

6.0 x 2.95m

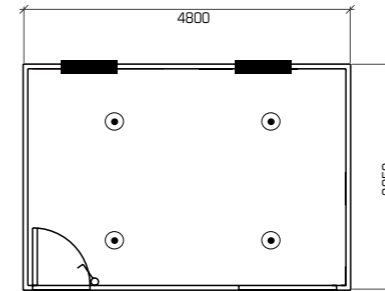


**CUBERENT** | *We simply do it better!*

# CUBE CHANGE ROOM

12

4.8 x 2.95

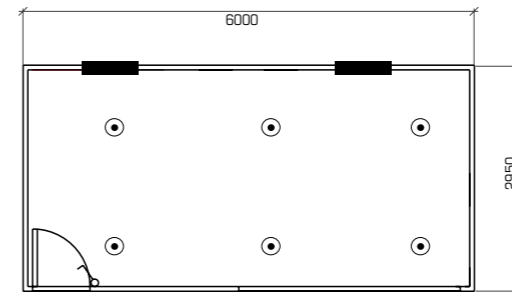


### FEATURES

- Heating or air conditioning
- Coat hooks
- Lockers
- Chairs

13

6.0 x 2.95



14

12 x 2.95

